

# Rubic

# Contents

<b>Contents</b>	<b>2</b>
<b>Executive Summary</b>	<b>3</b>
<b>Introduction</b>	<b>4</b>
<b>The audience of the platform</b>	<b>5</b>
<b>Description of the platform</b>	<b>6</b>
1. Smart Contract	7
2. Interface	8
3. Blockchain event scanner	10
4. Backend and Database	11
<b>Transaction Life-Cycle</b>	<b>12</b>
<b>Competition</b>	<b>14</b>
<b>Tokenomics</b>	<b>16</b>
<b>Use of collected funds</b>	<b>17</b>
<b>Roadmap</b>	<b>18</b>

# Executive Summary

## New DeFi market

In January 2021, the amount of assets blocked in the DeFi protocols exceeded \$ 22 billion.

The DeFi Pulse analytical resource. This is an absolute record, and this value has increased since September twice. It is obvious that DeFi has now become one of the fastest growing and most relevant trends in the world of cryptocurrencies.

By September, the amount of assets blocked in DeFi protocols exceeded \$7 billion, according to the DeFi Pulse analytical resource. This is an absolute record, while since June the figure has increased seven times. It is obvious that DeFi has now become one of the fastest growing and most actual trends in the world of cryptocurrency.

At present, the development of DeFi products is limited by the infrastructure of Ethereum blockchain and cross-chain issues. To solve the problem of total dependence on the native blockchain, Rubic.finance is developing a cross-chain solution for DeFi.

The basis of the Rubic project is a protocol for exchanging and receiving revenue while providing liquidity and business services. Rubic organizes DeFi services to enable a project to create, manage and trade tokens in a decentralized manner in one place and to ensure cross-chain compatibility.

## Rubic's features

- Multichain support (currently supported blockchains: Ethereum, Binance Smart Chain & Matic)
- P2P swaps (via Order Book)
- Instant swaps (ERC20 & BEP20)
- Cross-chain swaps (ERC20 <> BEP20)
- Option to lock liquidity until trade is closed
- DEX / Liquidity aggregators
- No volume limits
- Ability to make crowdsales
- Public/Private deals
- No need to list token
- Investors get % from every successful trade
- % of platform revenue can be regulated
- Brokers support
- Decentralized OTC platform

We already have experience in providing multi chain services for creating and managing tokens (airdrop, crowdsale, pools) powered by MyWish.

Rubic's goal is to add multi chain p2p trades to existing services and develop other products such as liquidity pools. And make it simple and user friendly.

# Introduction

## How DeFi works and its distinctive features

Decentralized finance is a digital ecosystem that operates based on the Blockchain technology, like the cryptocurrencies Bitcoin or Ethereum rely on. But unlike cryptocurrency payment systems like Bitcoin and Ether, DeFi services use derivative cryptographic assets - tokens. These are digital accounting units, issued on the basis of already operating blockchain-type platforms like Ethereum.

## Characteristics of DeFi.

1. **Resistance to censorship.** Storage, transfer and exchange of tokens cannot be limited to a narrow group of players responsible for network maintenance.
2. **Program assets.** Assets that make up a DeFi product must have the attributes of standard tokens in a decentralized network.
3. **Pseudonymity.** DeFi applications must use Web 3.0 standards for transaction confirmation and identification. This means that users use only the private access key with which they sign their transactions and confirm ownership of assets by analogy with Bitcoin. No additional user identity verification (KYC/AML) is required.
4. **Transparency and reliability.** The holder of a DeFi asset can be found and verified with the help of a block quote. DeFi- service should not store user funds on large centralized cryptocurrency exchange wallets. Operations involve independent electronic wallets such as Trust Wallet, imToken and Coinbase Wallet, as well as smart contracts.
5. **Lack of permission.** Users can issue, trade and own DeFi-assets without the approval of the banking regulator.

# The audience of the platform.

How our service can be used for our main target audience:

## 1. Traders and token holders

Rubic provides a full list of the services needed for users, who would like to manage crypto assets on the most popular blockchains and p2p exchanging services in a decentralized and open way. Users can execute instant swaps, p2p trades, **limit orders (upcoming)** or participate in pools - almost everything needed for trading (except margin trading).

## 2. Brokers

Brokers can easily set up a trade by adding Brokers % and share the trade's link either with the public or make it private. The commission is set inside the trade which makes it transparent for all parties.

Also, the intermediary, which selects and evaluates the transaction, can choose the most favorable deal on the platform and get their commission from it.

## 3. Projects and project owners

Rubic provides a list of ready to use solutions for token creation (on any popular blockchain), token sale contracts, airdrop tools, and many others. After asset creation, the project owner can instantly list it on the platform, and trade in a p2p manner (via Order Book). The platform provides a liquidity lock option - to provide more guarantees to token holders.

## 4. Exchanges and OTC companies

Crypto exchange platforms can leverage Rubic's Order Book feature to enable transparent trades within a highly secured environment. The exchanges can redirect their clients in an organized way to a bargain for a profitable transaction and take their percentage for it.

A special feature is that it will be decentralized and secure. OTC companies can also use a more advanced and convenient service that can be implemented directly to the site using the API protocol.

## 5. Investment groups

- Hedge funds - investment fund representing a pool of assets of investors
- Family offices - private independent organization providing services to family assets
- Private investors - holders of large cryptocurrency stocks

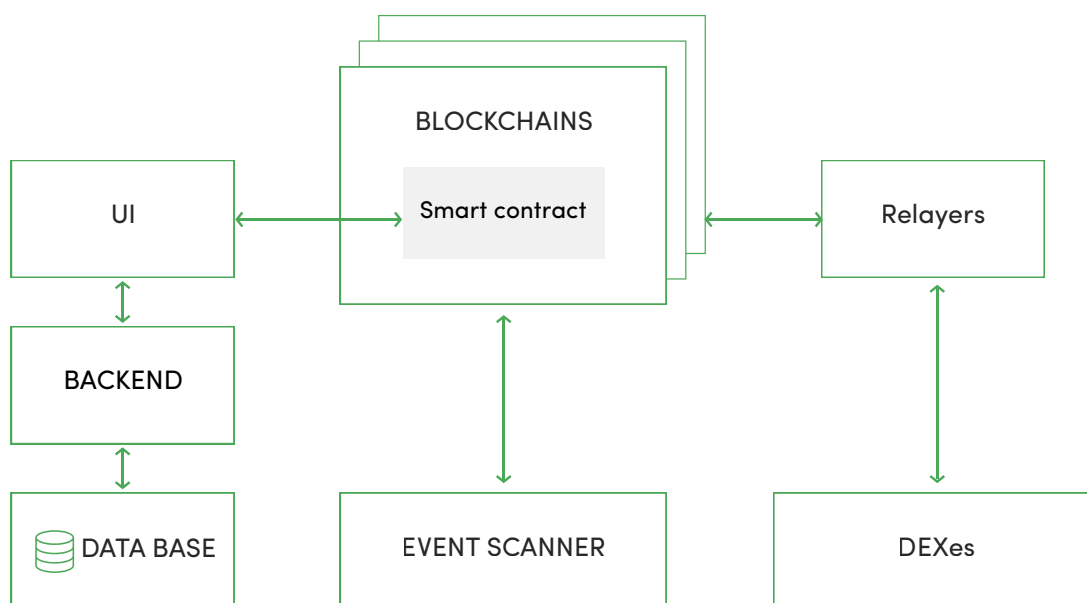
Advantages of use:

- exchange large amounts of investment in tokens within a highly secure platform
- trade any pairs increasing capital at a favorable rate
- increase the wealthy safely

# Description of the platform

Logically, the platform can be represented in the form of the following modules:

- Smart contract registering and executing swaps (depending on the blockchain, the corresponding programming languages are used)
- Interface for creating and managing transactions (using Angular 7 framework)
- Blockchains event scanner (uses Python 3)
- Database and back-end for managing transactions (using Python 3 (Django 1.11) and PostgreSQL database)
- Relayers for pushing transactions to external DEXes
- External DEXes (like uniswap or curve)



Consider each of these modules in more detail.

## 1. Smart Contract

Rubic's smart contracts can be found here: <https://github.com/Cryptorubic>

Single smart contract for all transactions.

With this approach, the creation of a trade is a transaction of calling a smart contract with its parameters. That is, one smart contract handles all requests for the creation, management and participation in transactions.

The parameters of the transaction to create a transaction:

- Unique ID Swap
- Token 1 address
- Token 2 address
- Number of Tokens 1
- Number of tokens 2
- Managing address of the transaction
- Minimum possible contributions
- Permanent flag
- Public/Private flag
- Brokerage percentage of token 1 and/or token 2 address for a broker commission
- Extra options

### Pros of this approach

- Low cost swap creation
- High swap creation speed
- Trust in the smart contract, due to a large number of transactions

### Cons of this approach

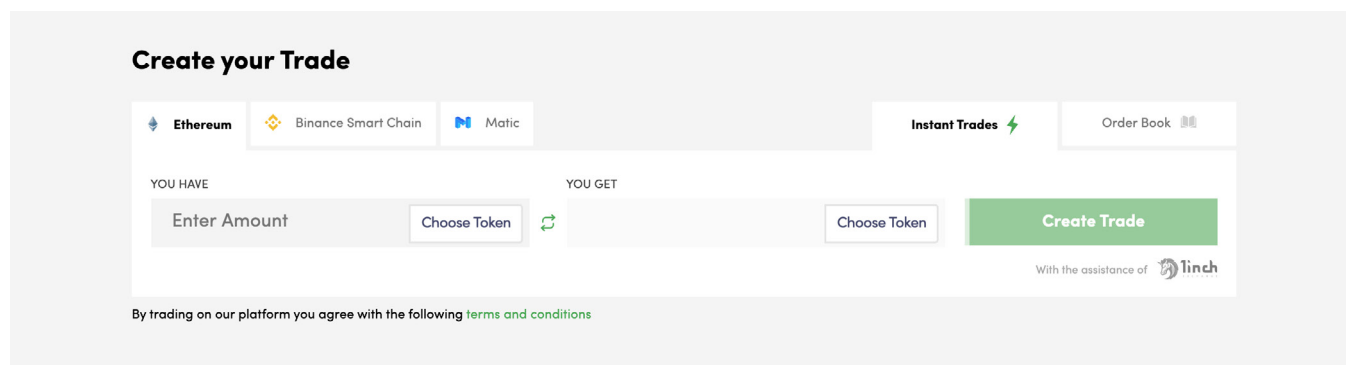
- The ability to simply track transactions

To mitigate the ability to track Anonimizer tool plan to be developed which will hide not only amount of the trade but also trading pair.

## 2. Interface

The service interface is implemented as a web page that supports mobile layout thanks to responsive design. The service is convenient to use on almost all mobile devices, which can support a resolution of 320x640.

### Step 1. Select tokens and exchange direction




**Create your Trade**

☒ Ethereum
 ☐ Binance Smart Chain
 ☐ Matic

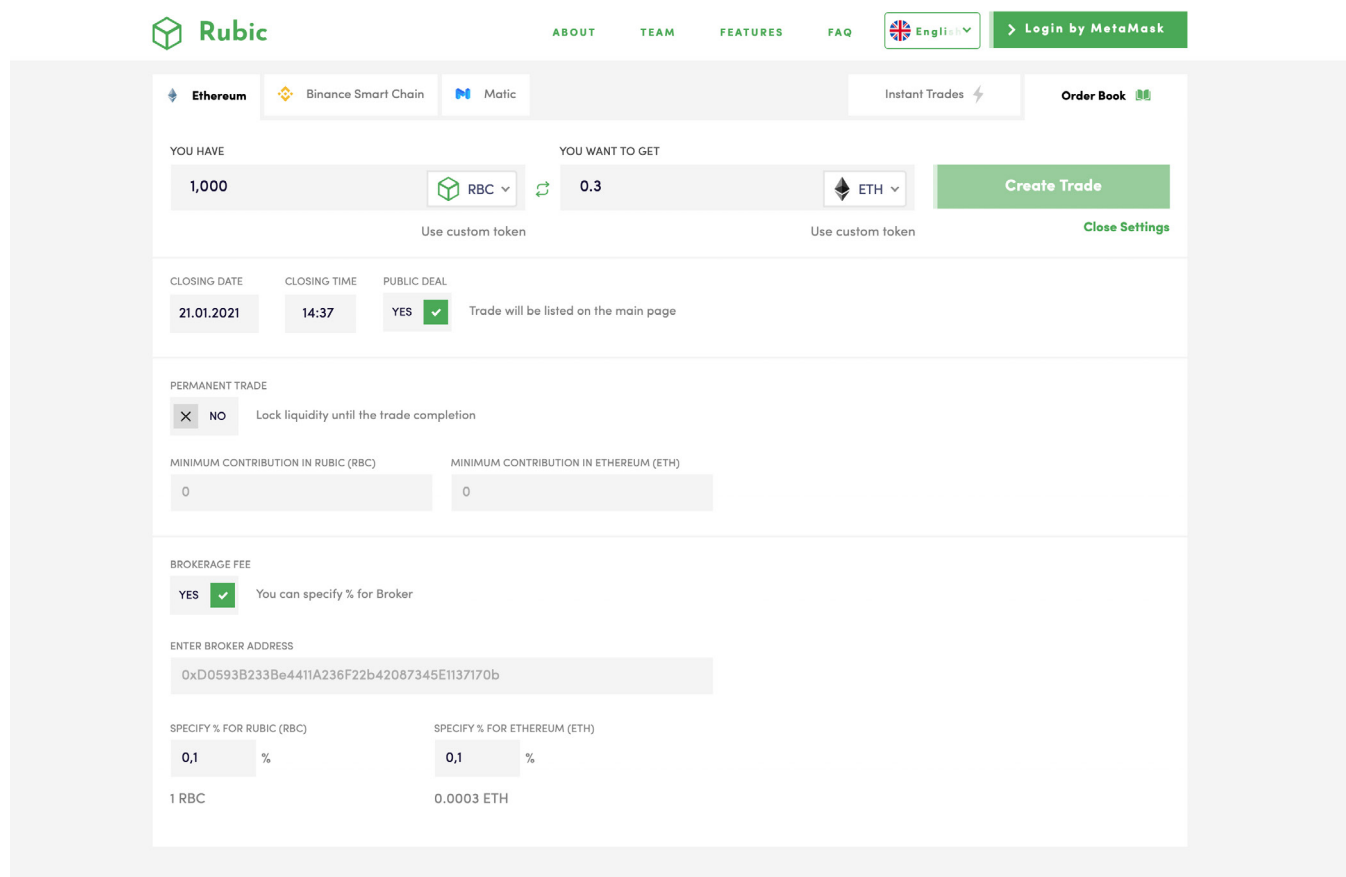
☐ Instant Trades ⚡
 ☐ Order Book 📖

YOU HAVE: Enter Amount  Choose Token 
 YOU GET:  Choose Token

With the assistance of 

By trading on our platform you agree with the following [terms and conditions](#)

### Step 2. Setting the parameters of the transaction



**Rubic** ABOUT TEAM FEATURES FAQ English [Login by MetaMask](#)

☒ Ethereum
 ☐ Binance Smart Chain
 ☐ Matic

☐ Instant Trades ⚡
 ☐ Order Book 📖

YOU HAVE: 1,000  RBC 
 YOU WANT TO GET: 0.3  ETH

Use custom token Use custom token [Close Settings](#)

CLOSING DATE: 21.01.2021
 CLOSING TIME: 14:37
 PUBLIC DEAL: YES ☒ Trade will be listed on the main page

PERMANENT TRADE: ☒ NO Lock liquidity until the trade completion

MINIMUM CONTRIBUTION IN RUBIC (RBC): 0
 MINIMUM CONTRIBUTION IN ETHEREUM (ETH): 0

BROKERAGE FEE: YES ☒ You can specify % for Broker

ENTER BROKER ADDRESS: 0xD0593B233Be4411A236F22b42087345E1137170b

SPECIFY % FOR RUBIC (RBC): 0,1 % 1 RBC
 SPECIFY % FOR ETHEREUM (ETH): 0,1 % 0.0003 ETH



### Step 3. Initialization of the transaction




### Step 4. Managing the transaction

## Step 5. Create and Manage all of your trades


[ABOUT](#)
[TEAM](#)
[FEATURES](#)
[FAQ](#)


0X01B76937805BA...

### My trades

Name	Creation date 	Expires in 	Status 	
RBC <> ETH	18.01.2021 17:02	0d: 2h: 7m	● Active	
RBC <> WZEC	13.01.2021 18:10	0d: 0h: 0m	● Expired	
RBC <> ETH	25.12.2020 19:33	0d: 0h: 0m	● Expired	
MATIC <> DAI	10.11.2020 23:32	0d: 0h: 0m	● Expired	
MATIC <> DAI	10.11.2020 22:59	0d: 0h: 0m	● Expired	
MATIC <> DAI	10.11.2020 22:52	0d: 0h: 0m	● Expired	
MATIC <> DAI	10.11.2020 21:47	0d: 0h: 0m	● Expired	

You can see how it's shown in live version: <https://rubic.exchange/>

### 3. Blockchain event scanner

The project uses public nodes of each blockchain. In some cases, for reliable operation, own nodes are deployed (for example, own nodes are used for Ethereum and NEO). The scanner is a service for monitoring blocks and transactions in the blockchain.

Scanner source code: [https://github.com/Cryptorubic/rubic\\_backend](https://github.com/Cryptorubic/rubic_backend)

### 4. Backend and Database

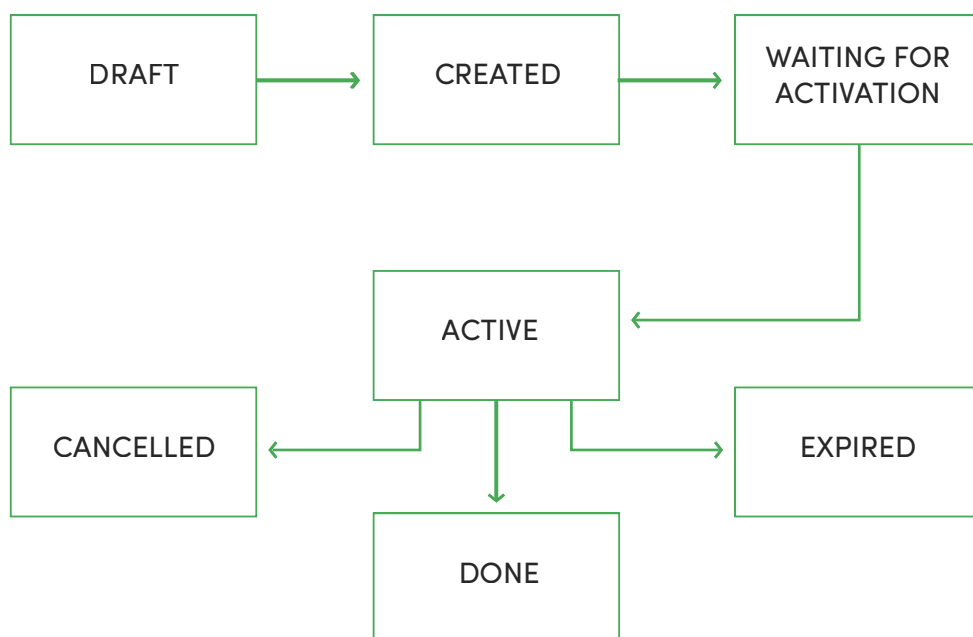
The Scanner works with Rabbit MQ and with own library Receiver - Its task is to receive events and distinguish them by type and then call the corresponding method.

Celery is used - asynchronous task queue.

For the basic functions of the service (user model, registration, etc.), the standard Django Rest Framework library is used.

Scanner source code: [https://github.com/Cryptorubic/rubic\\_scanner](https://github.com/Cryptorubic/rubic_scanner)

# Trade Life-Cycle



The transaction has the following states:

- *Draft:* a swap is in the process of being created; swap in this state are not saved in the database.
- *Created:* the user has filled in all the necessary parameters. In this state, the swap is first stored in the Database. There is a binding connection to the user account.
- *Waiting for Payment / Waiting for Initialization:* A transaction is pending payment or initialization.
- *Active:* The swap is activated and ready to be executed. Available features deposit and refund, and cancel the swap by the author.
- *Cancelled:* The swap is cancelled by the author of the transaction. The only function available is a refund.
- *Done:* The swap was successful, all funds are distributed among the participants.
- *Expired:* The terms of the swap were not fulfilled before the expiration date. The only function available is a refund.

# Competitors

The P2P Trade market exists for many years now. There are different companies who have created their own solutions for P2P/OTC trading.

We could break these into 2 main groups:

1. Centralized (Circle, itBit, Grapefruit Trading, etc)
2. Decentralized (AirSwap, SwitchEO, Tokrex, etc)

We understand that crypto exchanges want to participate in the OTC market and we could consider them our competitors. However, we think that their business's models contrast the OTC mode.

So below we will mostly compare our service with decentralized services because centralized OTCs have problems such as escrow, trust and most of the decentralized services solve them.

We could divide competitors into 2 groups:

- The first group creates an exchange service on an existing blockchain using its functionality.
- The second, develops its own product, which is an interlayer between users and blockchains.

Amongst these two groups, the most popular solutions on the market are projects based on a single blockchain.

Area/ Competitor	Rubic	Uniswap	Airswap	SwitchEO	Spark-Swap	Tokrex	Kyber-swap	Atomic wallet	Switch.ag
Decentralized	✓	✓	✓	✓	✓	✓	✓	—	—
No 3rd party	✓	✓	✓	✓	✓	✓	✓	—	—
Blockchains	ETH, BSC, Matic	Ethereum	EOS, Ethereum and NEO	Ethereum and NEO	Bitcoin, Lightning Network	Ethereum, Bitcoin, Stellar, Tron, Neo and SLP	Bitcoin, Ethereum, and Litecoin	Bitcoin, Ethereum, Litecoin, Ripple, EOS, Dash	Ethereum
Crosschains swaps	✓	—	—	✓	—	—	PLAN	✓	—
KYC	—	—	—	—	—	—	—	—	—
Limits	—	—	✓	—	—	—	—	—	✓
Online Support	✓	—	✓	—	—	—	—	✓	—

Area/ Competitor	Rubic	Uniswap	Airswap	SwitchEO	Spark-Swap	Tokrex	Kyber-swap	Atomic wallet	Switch.ag
Multiple participants at 1 deal	✓	—	—	—	—	—	—	—	—
Choose your rate	✓	—	✓	—	—	—	✓	—	—
Choose ddl of your deal	✓	—	✓	—	—	—	—	—	—
Deposit	—	—	✓	✓	✓	—	—	✓	—
Installation/Setup	—	—	—	—	✓		—	✓	—
Custom token	✓	✓	—	✓	—	—	—	✓	✓
Decentralized messenger/ Communication between participants	—	—	✓	—	—		—	—	—
Multiple tokens	✓	✓	✓	✓	✓		✓	✓	✓
Multilingual service	—	✓	—	—	—	—	✓	—	—
Private deals	✓	—	—	✓	—	—	—	—	✓
Fees	low	low	NO fees	low	low		quite high/ depends on the rate	depends on the rate	NO fees
Live	Live	Beta version	Live	Live		In August 2019	Live	Live	Live
Brokers fee	✓	—	—	—	✓	✓	—	—	✓
Mobile version	Will be ready q1 2021	✓	—	✓	—		✓	✓	—
API	—	API	✓	✓	✓		—	✓	—
Opportunity to check in TEST NET	—	—	—	✓			—	—	—

## Tokenomic

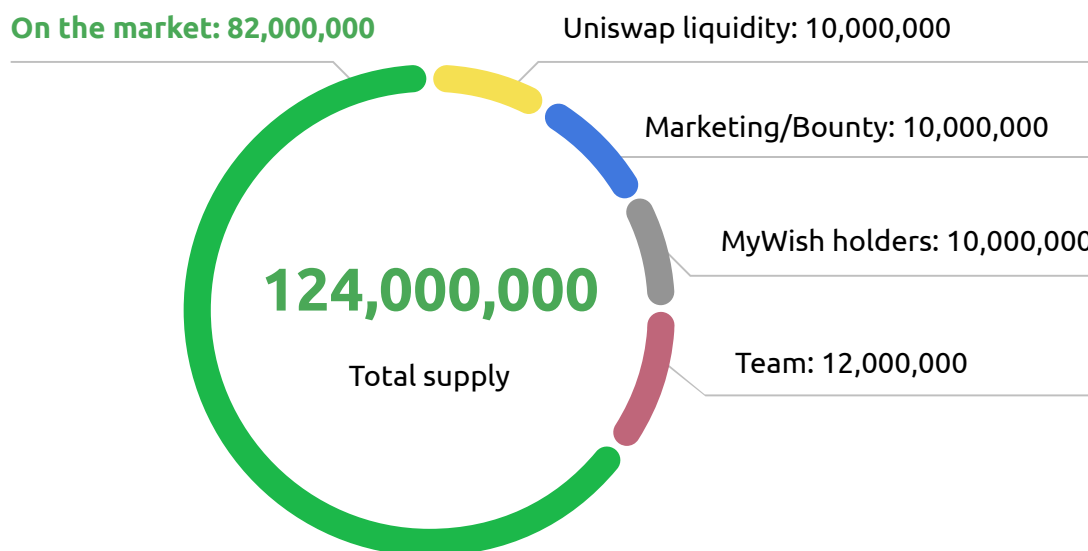
Rubic platform has an ERC-20 token, «RBC», which is used as the fuel within the Platform.

Platform generates revenue from instant trades, brokerage fees and others. 50% of the revenue will be sent to Liquidity, while the other 50% will be used for operational needs.

Our platform will charge the users for the following operations:

- Trade creation
- Brokers function usage
- Token listing
- Crowdsale contract usage
- Others services

Accounting with Relayers, external services, marketing services are made in RBC token.



- 10% of tokens is reserved for the team. All tokens are locked, and every 3 months they will be unlocked by 2% (over a year).
- 8% of tokens is directed at conducting marketing and bounty campaigns. 4% of tokens are frozen for 4 months.
- 8% of tokens are distributed to MyWish holders and will be unlocked every 3 months by 2% (over a year).
- 66% of tokens are put up on the market.
- 8% of tokens are allocated for Uniswap Liquidity.

## Use of collected funds

- 50% of the funds raised will be used to develop exchanges for each of the blockchain and cross-exchange chains. This amount includes the payment of work to developers, training, hiring and all other activities associated with the development.
- 40% of the funds raised will be used for marketing and public relations activities, including the costs of building partnerships with exchange services, conferences, and attracting traffic.
- The remaining 10% of the funds raised will be reserved for unpredictable expenses.



# Roadmap

## Q1 2021:

- Blockchains & DEXes integrations
- Binance Smart Chain instant trades
- Paraswap integration
- Cross chain solutions for ETH and BSC
- Mobile support

## Q2 2021:

- Layer 2 Solutions integration
- Anonymizer for DEX on L1

## Q3 2021:

- Polkadot integration

## Q4 2021:

- Own AMM DEX on L2
- Anonymizer for Own Dex on L2
- Polkadot integration



Multichain DeFi platform